

# **GREEN MOUNTAIN UNION HIGH SCHOOL**

## **Principal's Report**

**August 2019**

### **Celebrations and Student Activities:**

During August, The faculty and staff at Green Mountain engage in final preparation for the challenges and opportunities that each new school year brings. While everyone enjoys time away, we are all also looking forward to the start of classes and extracurricular activities.

### **Start of the Year Information**

\*The first day of classes for all students will be August 28, 2019

\*School begins at 7:50am and ends 2:40pm

\*For information on bus schedules check our website or call 875-2146.

\*Note that 7th grade orientation is August 27, 2018, from 7:50am to 12 noon

\*Parent's Night: Please Join Us!

On Thursday, September 5, 2019 from 6:00-7:30pm GMUHS will host our Open House for Parents to visit classrooms and meet teachers, staff, and administrators.

### **Laptops:**

#### **All students may pick up their laptops before the start of school**

Students/Parents may pick up laptops in the media center/LLC during the following times:

Monday, August 19, through Friday, August 23, from 8:00am to 3:00pm

Wednesday, August 21 from 5:00pm to 7:00 pm

If those times will not work for you, please call 875-2146 to arrange alternate times.

We would like all students to have their laptops with them from the first day of class.

### **Curriculum and Instruction:**

#### **New Teachers**

Next year, Green Mountain will be welcoming the following new faculty:

Art -- Marcia Dockum

ELA/Drama/Instructional Coach - Anne Gardner

HS ELA - Ben Boyington

Math - Audrey Block

Music/Band Director - Alex Brady

Science - Andrew Malaby

Social Studies - .5 position Suzette Chivers

World Language (Spanish) - Luis Avendano

## Yearly Discipline Issue Totals

School Year	Total Number of Discipline Issues
2018-2019	374
2017-2018	383
2016-2017	516
2015-2016	623
2014-2015	866
2013-2014	977
2012-2013	1370
2011-2012	1648
2010-2011	1748

### Smarter Balanced Assessment

The Smarter Balanced summative assessment is given in the spring of each year to students in grades 7, 8, and 9. This is the second year for grade 9 students to take the assessment (in previous years, the high school assessment was given to grade 11 students).

Scores are frequently presented comparing the grade 7 students of 2019 to the grade 7 students of 2018. This is not particularly useful information for a small class size, as individual performance by two or three students can skew numbers dramatically. Most telling is examination of student performance over time -- how did students grow from grade 7 to grade 8 and then to grade 9. For example, the class of 2022 had more students meeting ELA expectations in grade 8 than in grade 7 and more again in grade 9. This cohort showed growth each year for three years. The class of 2023, on the other hand, saw fewer students meeting expectations in grade 8 than in grade 7 in ELA. The reverse is true for math scores. The class of 2022 performed less well each year in math, while the class of 2023 performed better in grade 8 than in grade 7.

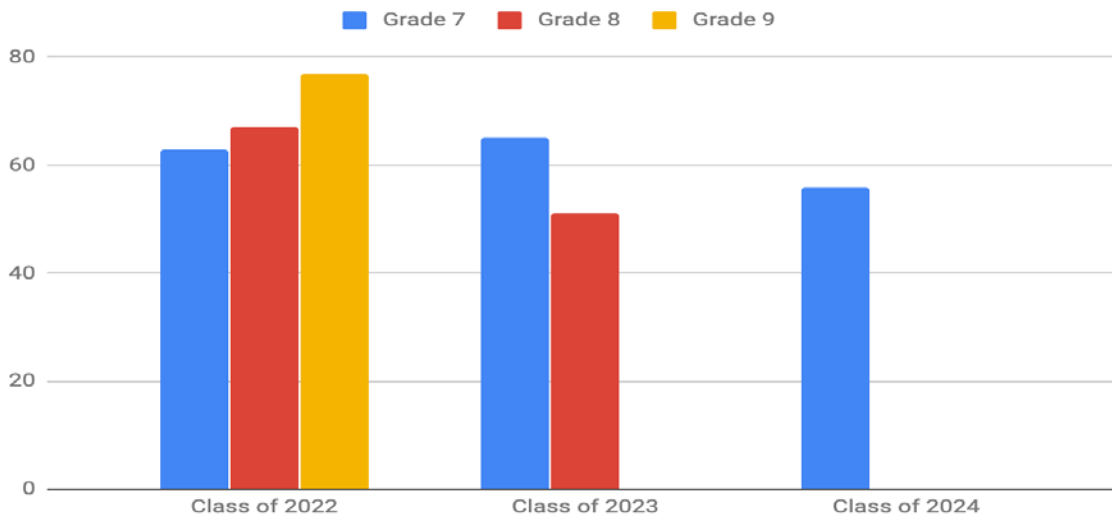
We will be drilling down further into the data to look at performance of subgroups (by gender and by free/reduced lunch status, for example) in order to look for ways to adjust instruction and improve performance.

Smarter Balanced Scores (Testing Spring 2019)

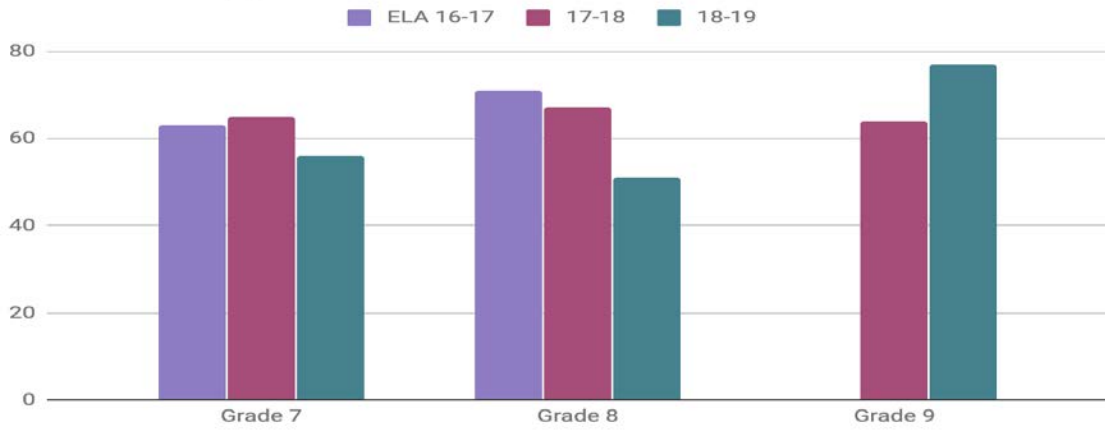
	ELA - Percentage at Proficient or above	Math - Percentage at Proficient or above
Grade 7	56%	30%
Grade 8	51%	39%
Grade 9	77%	44%

**SBAC**

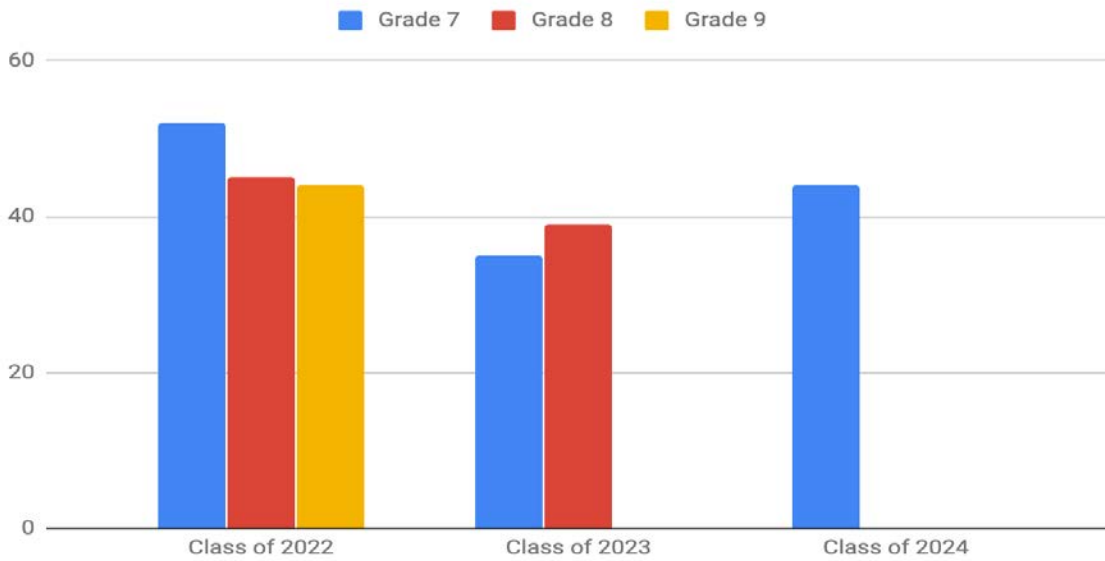
ELA/Literacy scores by cohort - percentage reaching benchmark



### ELA scores by year



### Math scores by cohort - percentage reaching benchmark



## Math scores by year

